

# Monday

## Class Zoom at 10.30am

<https://us04web.zoom.us/j/74919571434?pwd=K0UxTC9ocW51M3VrdnU4dkttR1RMdz09>

Meeting ID: 749 1957 1434  
Passcode: ClassZoom

## Writing:

Year 1 Live Lesson 9.30:

<https://us04web.zoom.us/j/75961587284?pwd=LzZqL29Qakpkb2lxdFRaSzZ6bSswUT09>

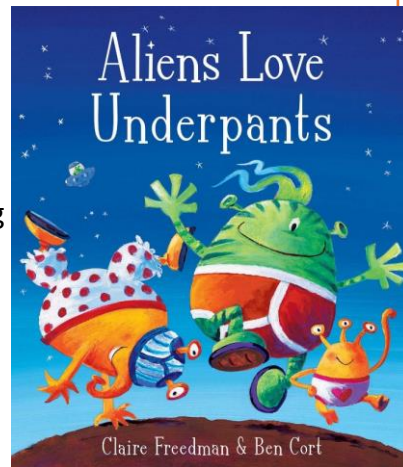
Meeting ID: 759 6158 7284

Passcode: Year1

This week we will be looking at the story Aliens Love Underpants by Claire Freedman. (video on dojo)  
They can then choose one of the following activities:

Story sequencing - Use these sequencing cards so the children can put them in the correct order. They can then retell the story.

Puppets - Set up a puppet theatre and using the cut-out stick puppets encourage the children to use them to retell the story.



## Phonics: Recapping Phase 2

Video uploaded to dojo

Phase 2 roll and read games

Reading comprehension – House for sale



**Spellings:** off, can, had, back

## Maths:

Start off this week by watching Numberblocks series 2 episode 4:

<https://www.bbc.co.uk/iplayer/episode/b08phbzc/numberblocks-series-2-nine?partner=com.google&campaign=catalogue&medium=referral>

Reception- Representing and Sorting 9 and 10 + worksheet

<https://whiterosemaths.com/homelearning/early-years/building-9-10-week-1/>

Year 1- Represent Numbers to 50 + worksheet

<https://whiterosemaths.com/homelearning/year-1/spring-week-5-number-place-value-within-50/>

**Flashback 4** Year 1

- 1) Calculate  $15 - 4$
- 2) Calculate  $11 + 4$
- 3) Write nineteen in numerals.
- 4) Name the shape.

**RE:** <https://www.youtube.com/watch?v=osfQg4yKtq8>

Watch the video and recap over the parable of the good Samaritan.

Have a discussion about the following scenarios:

- One morning your sister/brother is unkind to you later on at school you see them upset in the playground because someone has been unkind to them. What should you do?
- Your next door neighbour is elderly she doesn't like children very much and shouts when she thinks you are making too much noise. One day she has a fall and cannot leave the house. What should you do?
- There is a pupil at school who is always making trouble for you. One day they get accused of stealing someone's property but you know they didn't do it. You saw who really did it. What should you do?

# Tuesday

Daily Exercise-

<https://www.youtube.com/user/CosmicKidsYoga>

Remember to go for a walk too!

## Writing:

Year 1 Live Lesson 9.30:

<https://us04web.zoom.us/j/75961587284?pwd=LzZqL29Qakpkb2lx dFRaSz h6bSswUT09>

Meeting ID: 759 6158 7284

Passcode: Year1

Today we are continuing to look at the story Aliens Love Underpants. We are going to do a writing and crafts activity. First of all, you need to make your alien just like the picture here and add some hands. Once your alien is complete it's time to write. You are going to write about why your alien loves underpants and what their underpants look like, for example you could write something like this: My alien is called Rupert. He loves his underpants because they make him run really fast. His underpants are blue with green spots.



## Phonics: Recapping Phase 2

Video uploaded to dojo

Phase 2 Read and Race games

Reading comprehension – Safer Internet Day

**Spellings:** off, can, had, back

## Maths:

Start off today by watching Numberblocks series 2 episode 5:

<https://www.bbc.co.uk/iplayer/episode/b08phr1g/numberblocks-series-2-ten?partner=com.google&campaign=catalogue&medium=referral>

Reception- Representing and Sorting 9 and 10 + worksheet

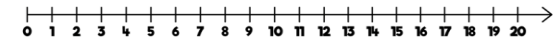
<https://whiterosemaths.com/homelearning/early-years/building-9-10-week-1/>

Year 1- One more one less + worksheet

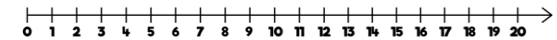
<https://whiterosemaths.com/homelearning/year-1/spring-week-6-number-place-value-within-50/>

## Flashback 4 Year 1

1) Subtract 8 from 17



2) Add 9 and 8 together



3) Write fifteen in numerals.

4) Name the shape. A simple line drawing of a circle.

## Safer Internet Day Live Lesson

Barefoot Computing are offering a live session on **February 9<sup>th</sup> at 1.30pm**

This can be accessed here:

<https://www.youtube.com/watch?v=IHbRiFmUFkw&feature=youtu.be>

There is also a PowerPoint with more information on in Dropbox. They can then design a Safer Internet Design Poster, these are great for children to then show their understanding of staying safe on the Internet, helping to reinforce structured learning about Internet safety.

# Wednesday

Daily Exercise-

<https://www.youtube.com/user/CosmicKidsYoga>

Remember to go for a walk too!

**Spellings:** off, can, had, back

## Writing:

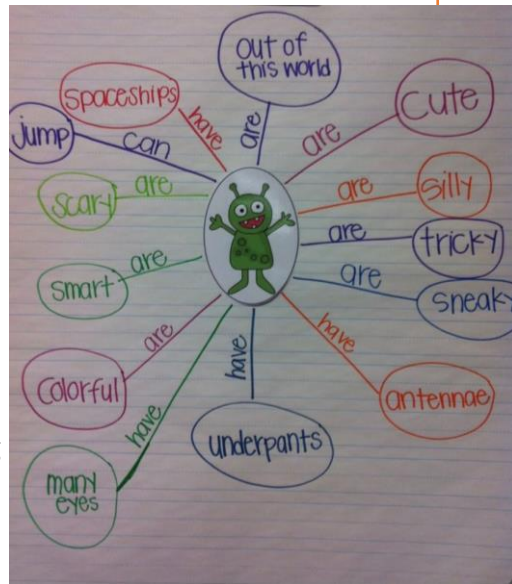
Year 1 Live Lesson 9.30:

<https://us04web.zoom.us/j/75961587284?pwd=LzZqL29Qakpkb2lxdFRaSzZ6bSswUT09>

Meeting ID: 759 6158 7284

Passcode: Year1

Today you are going to make an alien bubble map. You start by drawing an alien in the middle of your paper. Your keyword is going to be aliens so write that underneath your alien drawing. You are then going to think of lots of different words and phrases to describe aliens. You then use linking words to build sentences. After you have done this you will have lots of sentences about your alien, such as aliens have underpants or aliens are cute. Use the picture to help you.



## Maths:

Reception- Ordering Numerals to 10 + worksheet

<https://whiterosemaths.com/homelearning/early-years/building-9-10-week-1/>

Year 1- One more one less + worksheet

<https://whiterosemaths.com/homelearning/year-1/spring-week-6-number-place-value-within-50/>

**Flashback 4** Year 1

- 1) Complete the part-whole model.
- 2) Subtract 5 from 11
- 3) Complete the sentence using **less** or **more**.  
13 is \_\_\_\_\_ than 18
- 4) Name the shape.

## Phonics: Recapping Phase 2

Video uploaded to dojo

Letter shape game

Reading comprehension – The Glenfall Gazette

## Science:

Look at the different planets in our solar system with the PowerPoint, choose your favourite planet and research facts about it using the children's search engine Kiddle. After this the children can colour in the planets using the colouring sheets. For an activity related to stars in space, take some cheap hair gel and mix in star sequins. The children then have to retrieve the stars with tweezers. This is great for fine motor skills.

# Thursday

Daily Exercise-

<https://www.youtube.com/user/CosmicKidsYoga>

Remember to go for a walk too!

## Writing:

Year 1 Live Lesson 10am (in case the Live PE session hasn't finished):

<https://us04web.zoom.us/j/75961587284?pwd=LzZqL29Qakpkb2lxdFRaSzh6bSswUT09>

Meeting ID: 759 6158 7284

Passcode: Year1

Use your alien bubble map to make a fact book about aliens – video to explain more is on dojo.



### Painted Pants Toast

#### Ingredients

Bread

Food colouring  
(various colours)

Milk (1/4 cup per  
colour)

Butter or spread

#### Equipment

Toaster or grill

Small bowls (1 per  
colour)

Clean paintbrushes or  
pastry brushes

Knife

#### Method

1. Pour a small amount of milk into each of the small bowls and add a few drops of food colouring so that you have milk in a variety of colours.
2. Cut the bottom left and right corner off the slice of bread to make the slice into an 'underpants' shape.
3. Using the paintbrush, paint the bread with the coloured milk to 'decorate the pants'. Try not to use too much milk, to avoid making the bread too soggy.
4. Put the bread in the toaster or grill and lightly toast.
5. Add butter or spread to taste.

## Phonics: Recapping Phase 2

Video uploaded to dojo

Phonopoly Board Game

Reading comprehension – Trolls Troubles

**Spellings:** off, can, had, back

## Maths:

Reception- Composition of 9 and 10 + worksheet

<https://whiterosemaths.com/homelearning/early-years/building-9-10-week-1/>

Year 1- Compare objects to 50 + worksheet

<https://whiterosemaths.com/homelearning/year-1/spring-week-6-number-place-value-within-50/>

### Flashback 4 Year 1

- 1) Use  $<$ ,  $>$  or  $=$  to compare.

$$3 + 7 \bigcirc 7 + 3$$

- 2) Work out  $16 - 4$

- 3) Complete the sentence using **less** or **more**.

19 is \_\_\_\_\_ than 9

- 4) Name the shape.



## Live PE Lesson:

We have a free online PE session being provided at **9am on Thursday 11th February.**

9am Session 1 – Reception – year 2

All sessions will last around 20-25 minutes.

**Link to be confirmed on Dojo.**



# Friday

Daily Exercise-  
<https://www.youtube.com/user/CosmicKidsYoga>  
Remember to go for a walk too!



## Star Biscuits

### Ingredients

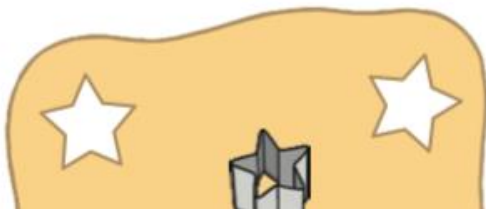
100g butter  
50g caster sugar  
175g plain flour  
A few drops of vanilla extract

### Equipment

Bowl  
Spoon  
Rolling pin  
Star cookie cutter  
Baking tray

### Method

1. Preheat the oven to 150°C.
2. Add butter and sugar in a bowl and mix well until light and fluffy.
3. Add the vanilla, mix, then add the flour and mix well.
4. Roll out to about 5mm thick. Cut into star shapes.
5. Bake for 25 minutes or until golden brown.



## Handwriting:

High frequency words – in Dropbox  
<https://www.phonicsplay.co.uk>  
<https://www.phonicsbloom.com>

**Spellings:** off, can, had, back

## Maths:

Reception- Numbers to 10 Bingo + worksheet

<https://whiterosemaths.com/homelearning/early-years/building-9-10-week-1/>

Year 1- Compare numbers within 50 + worksheet

<https://whiterosemaths.com/homelearning/year-1/spring-week-6-number-place-value-within-50/>

## Flashback 4

Year 1

- 1) Use  $<$ ,  $>$  or  $=$  to compare.

$$8 + 4 \bigcirc 7 + 5$$

- 2) Work out  $18 - 5$

- 3) Write 15 in words.

- 4) Name the shape.



## Art:

**Design your own underpants –**

get the children to design a new pair of pants for an alien.

**Design your own alien -** Look at the aliens in the story and look at the colours they are, the shapes, the number of eyes etc.

Then get the children to create a new alien that could be added into the story.

**Make a playdough alien**

