

Rio de Vida

Fun Facts!

Brazil is home to many species of colourful birds including macaws, toucans, cockatoos and yellow canaries. They all star in the film Rio.

Rio is located on Brazil's Atlantic coast.

Rio de Janeiro was the first South American city to host the Olympic Games in 2016






What are we doing this term?

Put on your dancing shoes and get ready to party in Rio! This half term, we will dress up in bright clothes, hang out bunting and enjoy a carnival party. We will be writing about our carnival experiences, composing poetry, creating vibrant dances and playing carnival rhythms. We will learn to speak some Portuguese, study maps and globes to locate Brazil and decide what it would be like to live there. As we learn more about Brazil, we will explore legends, follow recipes to make Brazilian carnival treats and scour non-fiction books for fascinating facts. Reflecting on what we have learnt about Brazilian culture we will think about celebrations in different parts of the world and decide why people celebrate. We will create colourful collages, cards and carnival masks.

We hope you will enjoy our new topic as much as we do!

<https://www.dropbox.com/sh/ryg07ag9st12w4q/AABFd9Kk7rNtzu5IpGVY0QNya?dl=0>

	Phonics	Writing	Maths	Topic
Monday	<p>Reception Phonics - phase 4 planning week 6 Reading CCVCC words Practise sounds on phase 3 sound mat Practise reading - were, there, little, one Practice reading - twist, brand, frost Practise writing - cramp, plump, stamp Read and write this sentence - I can hear twigs snapping in the wind. Year 1 Phonics - phase 5, week 18 - different pronunciation of i - y Practise sounds on phase 5 sound mat Practise reading - Mr, Mrs, took Practise reading - happy, funny, Mummy Practise writing - Daddy, only Practise reading and writing - It is sunny at home.</p>	<p>Watch 'What is a rainforest habitat?' on bbc bitesize, KS1, Science. Listen carefully and play the quiz. Then draw a large leaf on your page and write as many words as you can to describe the rainforest.</p>	<p>Find these lessons at the White Rose Home Learning page. Summer Term 2 Week 7 (Week 12) Watch the video lessons and the PowerPoint Worksheet for these lessons will be available in Drop Box. Reception - Read or watch 'How many legs' by Kes Gray Activity - Making simple patterns Create your own pattern using the features of the animals. Year 1 - Time to the hour Activity -</p> <div data-bbox="1070 868 1473 1129" style="border: 1px solid black; padding: 5px; text-align: center;"> <p>Tick the time that matches the clock.</p>  <div style="display: flex; justify-content: space-around; margin-top: 10px;"> <div style="text-align: center;"> <input type="checkbox"/> 3 o'clock <input type="checkbox"/> 12 o'clock </div> <div style="text-align: center;"> <input type="checkbox"/> 3 o'clock <input type="checkbox"/> 12 o'clock </div> </div> </div>	<p>Watch 'Virtual field trip - Amazon rainforest' on youtube. Make a rainforest in your garden. You could use twigs, leaves and flowers. Can you make some creatures to live in your rainforest?</p>
Drop Box	<p>https://www.dropbox.com/sh/ryg07ag9st12w4g/AABFd9Kk7rNtzu5IpGVY0QNya?dl=0 https://whiterosemaths.com/homelearning/year-1/ https://whiterosemaths.com/homelearning/early-years/</p>			

	Phonics	Writing	Maths	Topic
<p>Tuesday</p>	<p>Reception Phonics - phase 4, week 6 Practise sounds on phase 3 sound mat Practise reading - were, there, little, one Practice reading - drift, slept, skunk Practise writing - think, thank, blink Read and write this sentence - A drip from the tap drops in the sink.</p> <p>Year 1 Phonics - phase 5, week 18 - different pronunciation of i - ey Practise sounds on phase 5 sound mat Practise reading - Mr, Mrs, took Practise reading - donkey, trolley Practise writing - valley, pulley Practise reading and writing - The monkey climbed up the chimney!</p>	<p>Look at the powerpoint about rainforest creatures. Choose your favourite creature, draw it carefully and write some sentences to describe it using interesting vocabulary.</p>	<p>Find these lessons at the White Rose Home Learning page. Summer Term 2 Week 7 (Week 12) Watch the video lessons and the PowerPoint.</p> <p>Worksheet for these lessons will be available in Drop Box.</p> <p>Reception - Read or watch 'How many legs' by Kes Gray</p> <p>Activities - Count up the legs and put them in order</p> <div data-bbox="1070 643 1637 818" style="border: 1px solid black; padding: 5px; margin: 10px 0;"> <p>Order the animals by the number of legs they have. Start with the animal with the fewest legs.</p>  </div> <p>Year 1 - Time to the half hour</p> <p>Activity -</p> <div data-bbox="1070 975 1458 1262" style="border: 1px solid black; padding: 5px; margin: 10px 0;"> <p>Tick the time that matches the clock.</p>  <div style="display: flex; justify-content: space-around; margin-top: 10px;"> <div style="text-align: center;"> <input type="checkbox"/> 6 o'clock <input type="checkbox"/> half past 6 </div> <div style="text-align: center;"> <input type="checkbox"/> 6 o'clock <input type="checkbox"/> half past 12 </div> </div> </div>	<p>Watch the film 'Rio' and see how many rainforest creatures you can spot.</p>
<p>https://www.dropbox.com/sh/ryg07ag9st12w4g/AABFd9Kk7rNtzu5Ip6VY0QNya?dl=0</p>				

	Phonics	Writing	Maths	Topic
Wednesday	<p>Reception Phonics - phase 4, week 6 Practise sounds on phase 3 sound mat Practise reading - little, one Practice reading - cash, lent, bricks Practise writing - spark, spring, strap Read and write this sentence - It is fun to camp in a tent.</p> <p>Year 1 Phonics - phase 5, week 18 - different pronunciations of ear - ere Practise sounds on phase 5 sound mat Practise reading - Mr, Mrs, took Practise reading - here, mere Practise writing - interfere, severe Practise reading and writing - Please adhere to the rules.</p>	<p>RE - Sacraments Talk about times when you have fallen out with someone or been angry. Can you think of a time when you have been forgiven or have forgiven someone? How did it feel? Talk about why it is right to forgive and make a box to show that forgiveness is a gift that we can give and receive. Use the net of a cube and write a word about forgiveness on each face before making it into a box.</p>	<p>Find these lessons at the White Rose Home Learning page. Summer Term 2 Week 7 (Week 12) Watch the video lessons and the PowerPoint.</p> <p>Worksheet for these lessons will be available in Drop Box.</p> <p>Reception - Read or watch 'How many legs' by Kes Gray</p> <p>Activity - Combine the legs to do some addition in two different ways.</p> <div data-bbox="913 582 1489 933" data-label="Image"> </div> <p>Year 1 - Time Writing</p> <p>Activity -</p> <div data-bbox="913 1093 1310 1452" data-label="Form"> <p>Ask a partner to use a timer.</p> <p>a) How many smiley faces can you draw in 10 seconds? <input type="text"/></p> <p>b) What number can you count to in 20 seconds? <input type="text"/></p> <p>c) How many star jumps can you do in 1 minute? <input type="text"/></p> </div>	<p>Find a selection of leaves from your garden or on your walks and make a rainforest picture either by sticking them on a piece of paper or doing some leaf printing.</p>

Week commencing 13th July 2020

Term 6 Week7

Rio de Vida

Phonics

Writing

Maths

Topic

Reception

Phonics - phase 4, week 6
 Practise sounds on phase 3 sound mat
 Practise reading - little, one
 Practise reading - stomp, clamp, growl
 Practise writing - frown, scoop, speech
 Practise reading and writing - The crisp is crunchy.

Year 1

Phonics - phase 5, week 18
 - different pronunciations of ear - eer
 Practise reading - beer, steer, peering
 Practise writing - career, steering, deer
 Practise reading and writing - I cheer my friend up when he is sad.

Watch the powerpoint about rainforest habitat and create your own creature. Will it live in the trees or in water? Will it have wings or arms? Give your creature a name and draw it carefully. Write its name down


Find these lessons at the White Rose Home Learning page. Summer Term 2 Week 7 (Week 12) Watch the video lessons and the powerpoint.

Worksheet for these lessons will be available in Drop Box.


Reception - Read or watch 'How many legs' by Kes Gray

Activity - Taking away

Here we have three goats. How many legs?



Two goats go away. How many legs now?



Year 1 - Comparing time

Activity -

Use a stopwatch to compare how long each activity takes.


- Counting to 10
- Writing your name 3 times.
- Building a tower of 10 cubes.

Use these words and phrases.

fastest slowest faster than slower than

RSE -Keeping clean

Explain the different ways of keeping our bodies clean. Collect some objects from around your house. (toothbrush, toothpaste, soap) Talk about why hygiene is important. Make a poster or write a list showing how we can keep clean and look after our bodies.

	Phonics	Writing	Maths	Topic
Friday	<p>Reception Phonics - phase 4, week 6 Practise sounds on phase 3 sound mat. Play a game on phonicsbloom or phonicsplay</p> <p>Year 1 Phonics - phase 5, week 18 Recap all sounds for the week and choose some words you found tricky to practice. Play a game on phonicsbloom or phonicsplay</p>	<p>Look at the picture of your creature from yesterday and write some sentences to explain where it lives and what it does. What does it eat? Where does it sleep?</p>	<p>Find these lessons at the White Rose Home Learning page. Summer Term 2 Week 7 (Week 12) Watch the video lessons</p> <p>Worksheet for these lessons will be available in Drop Box.</p> <p>Reception - Read or watch 'How many legs' by Kes Gray</p> <p>Activity - Combine the creatures to make the number of legs.</p> 	<p>Mini Sports Day Complete some sports day activities. Here are some activities you could choose. You could win a point every time you complete a challenge.</p> <ol style="list-style-type: none"> 1. How many claps can you do when you throw the ball up in the air? 2. How far can you jump? 3. Egg and spoon - How many lengths of the garden can you do in a minute? 4. Make up your own obstacle race. How long it did take? Can you beat your time? <p>Can you think of your own activities?</p>
	<p>Extra ideas</p> <p>Mathletics Look at the clock on Top Marks website and explore different ways to tell the time. https://www.topmarks.co.uk/time/teaching-clock Watch number blocks series 4 episode 15</p>	<p>Look at some different coins and decide different ways of sorting them. Make some labels showing the value of each coin. Order the coins. Make your own shop using objects from around the house and use real coins.</p>		