

Rio de Vida

Fun Facts!

Football is the most popular sport in Rio de Janeiro and there are four major football clubs to support Botafogo, Fluminense, Vasco da Gama and Flamengo. Which would you choose?

Rio de Janeiro was the first South American city to host the Olympic Games in 2016.



What are we doing this term?

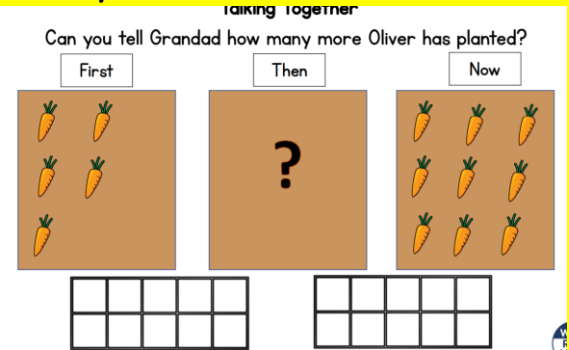



Put on your dancing shoes and get ready to party in Rio! This half term, we will dress up in bright clothes, hang out bunting and enjoy a carnival party. We will be writing about our carnival experiences, composing poetry, creating vibrant dances and playing carnival rhythms. We will learn to speak some Portuguese, study maps and globes to locate Brazil and decide what it would be like to live there. As we learn more about Brazil, we will explore legends, follow recipes to make Brazilian carnival treats and scour non-fiction books for fascinating facts. Reflecting on what we have learnt about Brazilian culture we will think about celebrations in different parts of the world and decide why people celebrate. We will create colourful collages, cards and carnival masks.

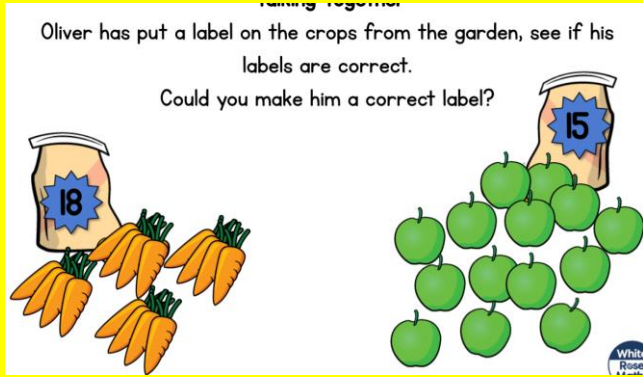
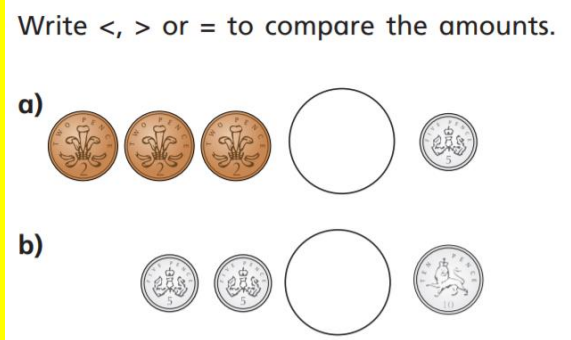
We hope you will enjoy our new topic as much as we do!

<https://www.dropbox.com/sh/ryg07ag9st12w4q/AABFd9Kk7rNtzu5IpGVYOQNya?dl=0>

	Phonics	Writing	Maths	Topic
Monday	<p>Reception Phonics - phase 4 planning week 4 Reading CVCC words Practise sounds on phase 3 sound mat Practise reading - have, just, like Practice reading - twin, sniff, plum, gran Practise writing - swim, clap, drop, trip Read and write this sentence - The clown did tricks with a chimp.</p> <p>Year 1 Phonics - phase 5, week 16 - different pronunciation of n - gn Practise sounds on phase 5 sound mat Practise reading - their, going Practise reading - gnat, gnaw, sign Practise writing - resign, gnome Practise reading and writing - Can you design a sign?</p>	<p>Look at the 'Super Sports' book on class story. Talk about it being an information book and look at its features - contents page, glossary, index and chapters. Notice how this is different from a story book. Read about the different sports and discuss them. What have you learnt about them? Notice the way each page is laid out. Choose a favourite sport and create an information page about it. Decide how you will set your page out. Will it have a title? A subheading? This can be continued tomorrow as it is a large task!</p>	<p>Find these lessons at the White Rose Home Learning page. Summer Term 2 Week 5 (Week 10) Watch the video lessons Worksheet for these lessons will be available in Drop Box.</p> <p>Reception - Read or watch Oliver's Vegetables Activity - Look at the food in your cupboards. Sort them into healthy and not healthy.</p> <p>Year 1 - Ordering numbers</p> <p>Activity - Put the numbers in order. Start with the smallest number.</p> <p>a) 53, 58, 47 <input type="text"/> , <input type="text"/> , <input type="text"/></p> <p>b) 19, 83, 7 <input type="text"/> , <input type="text"/> , <input type="text"/></p>	<p>Practise football skills such as kicking with control, shooting and passing to a partner. (Football is the most popular sport in Brazil; their national team has won the world cup a record number of times)!</p>
Drop Box	<p>https://www.dropbox.com/sh/ryg07ag9st12w4g/AABFd9Kk7rNtzu5IpGVY0QNya?dl=0</p>			

	Phonics	Writing	Maths	Topic
Tuesday	<p>Reception Phonics - phase 4, week 4 Practise sounds on phase 3 sound mat Practise reading - have, like, just Practice reading - flag, spoil, spoon Practise writing - brown, sport, start, trash Read and write this sentence - A crab crept into a crack in the rock.</p> <p>Year 1 Phonics - phase 5, week 16 - different pronunciation of n - kn Practise sounds on phase 5 sound mat Practise reading - their, going Practise reading - knit, knob, knew Practise writing - knife, knock, know Practise reading and writing - your knitting is in a knot</p>	<p>Look at the 'Super Sports' book and notice the way each page is laid out. Continue to develop your page. You might like to print pictures out to illustrate your page or draw some illustrations.</p>	<p>Find these lessons at the White Rose Home Learning page. Summer Term 2 Week 5 (Week 10) Watch the video lessons</p> <p>Worksheet for these lessons will be available in Drop Box.</p> <p>Reception - Read or watch Oliver's Vegetables</p> <p>Activities - Play, 'I went to the market...' memory game.</p> <p>Year 1 - Recognising coins</p> <p>Activity - Ask an adult if you can look at some coins. Can you identify their value and sort them? Perhaps you could set up shop and play with someone at home.</p>	<p>Listen to the Brazilian national anthem and our national anthem. Discuss why they are important and what they signify including pride and patriotism. Listen carefully to the music. What do you think the writer is trying to tell you about their country? How does the music make you feel?</p>
	<p>https://www.dropbox.com/sh/ryg07ag9st12w4g/AABFd9Kk7rNtzu5IpGVY0QNya?dl=0 https://www.youtube.com/watch?v=dxLEvDig9Do https://www.youtube.com/watch?v=p7va-k1ER9E</p>			

	Phonics	Writing	Maths	Topic
Wednesday	<p>Reception Phonics - phase 4, week 4 Practise sounds on phase 3 sound mat Practise reading - have, like, just Practice reading - pond, jumps, dog Practise writing - spark, bring, crash Read and write this sentence - The frog jumps in the pond.</p> <p>Year 1 Phonics - phase 5, week 16 - different pronunciations of r - wr Practise sounds on phase 5 sound mat Practise reading - their, going Practise reading - wrap, wrong, wrote Practise writing - wren, wrong, wrench Practise reading and writing - I have written the wrong word</p>	<p>RE - Sacraments</p> <p>Watch the powerpoint. Pause it at slide 8 and talk about what Jesus meant (should always forgive)</p> <p>Continue powerpoint and discuss the parable Jesus told. Role play the story to help you understand how the king felt and your opinion of the servant's behaviour.</p> <p>Draw a picture to show what you have learnt and write the word 'forgiveness.'</p>	<p>Find these lessons at the White Rose Home Learning page. Summer Term 2 Week 5 (Week 10) Watch the video lessons</p> <p>Worksheet for these lessons will be available in Drop Box.</p> <p>Reception - Read or watch Oliver's Vegetables</p> <p>Activity -</p>  <p>Now write some of your own maths problems</p> <p>Year 1 - Recognising notes</p> <p>Activity -</p> <p>Write <, > or = to compare the amounts.</p> <p>a)  <input type="text"/> 50 pounds</p> <p>b) 20 pounds <input type="text"/> </p> <p>c)  <input type="text"/> 10 pounds</p>	<p>Make up a game in your garden that involves a ball. You could kick, throw and bat. See how many different skills you can incorporate into your game.</p>

	Phonics	Writing	Maths	Topic
Thursday	<p>Reception Phonics - phase 4, week 4 Practise sounds on phase 3 sound mat Practise reading - have, like, just Practise reading - brush, growl Practise writing - scoop, frown, speech Practise reading and writing - You look smart.</p> <p>Year 1 Phonics - phase 5, week 16 - different pronunciations of m - mb Practise reading - lamb, bomb, thumb Practise writing - comb, climb, plumber Practise reading and writing - My thumb is numb!</p>	<p>Look at the glossary from the 'Super Sports' book. Think about what it does and why it is helpful. Choose a sport that you enjoy and make a list of words to make your own glossary eg. 'goal: when you kick a ball in the back of the net'. It can be the same sport you wrote about earlier in the week. How many words will you have in your glossary?</p>	<p>Find these lessons at the White Rose Home Learning page. Summer Term 2 Week 5 (Week 10) Watch the video lessons Worksheet for these lessons will be available in Drop Box.</p> <p>Reception - Read or watch Oliver's Vegetables</p> <p>Activity -</p>  <p>Year 1 - Counting coins</p> <p>Activity -</p> 	<p>D&T Use cutting, sticking and stitching skills to create small fabric flags of Brazil. Attach to a long piece of string to make carnival bunting. Alternatively, make flags of their own design using the national colours of Brazil - green, yellow, white and blue.</p>

	Phonics	Writing	Maths	Topic		
Friday	<p>Reception Phonics - phase 4, week 2 Practise sounds on phase 3 sound mat.</p> <p>Play a game on phonicsbloom or phonicsplay</p> <p>Year 1 Phonics - phase 5, week 16 Recap all sounds for the week and choose some words you found tricky to practice. Play a game on phonicsbloom or phonicsplay</p>	<p>Draw a picture of you enjoying playing a sport. Write some words around it explaining how playing sports makes you feel.</p>	<p>Find these lessons at the White Rose Home Learning page. Summer Term 2 Week 5 (Week 10) Watch the video lessons</p> <p>Worksheet for these lessons will be available in Drop Box.</p> <p>Reception - Read or watch <i>Oliver's Vegetables</i></p> <p>Activity - Make your own milkshake. Write down the recipe. Can you double it?</p> <div data-bbox="1025 743 1637 1193" style="border: 1px solid black; padding: 5px; margin: 10px 0;"> <table style="width: 100%; border-collapse: collapse;"> <tr> <td style="width: 50%; border-right: 1px solid black; padding: 5px;"> <p>Oliver's Milkshake</p> <ul style="list-style-type: none"> 2 cups milk 3 bananas 4 strawberries 10 blueberries 4 scoops of ice-cream Blend together 5 squirts of squirty cream 1 cherry on top </td> <td style="width: 50%; padding: 5px;"> <p>New double Milkshake</p> </td> </tr> </table> </div> <p>Year 1 - Activity - Friday challenge</p>	<p>Oliver's Milkshake</p> <ul style="list-style-type: none"> 2 cups milk 3 bananas 4 strawberries 10 blueberries 4 scoops of ice-cream Blend together 5 squirts of squirty cream 1 cherry on top 	<p>New double Milkshake</p>	<p>Geography Look at flags from different countries around the world and find out which country each belongs to using reference books and the web. Draw flags and write the name of each country beside each one. See how many flags they can remember by sight. They could design a new flag for the world cup or the Olympics and make it using paper or fabric.</p>
	<p>Oliver's Milkshake</p> <ul style="list-style-type: none"> 2 cups milk 3 bananas 4 strawberries 10 blueberries 4 scoops of ice-cream Blend together 5 squirts of squirty cream 1 cherry on top 	<p>New double Milkshake</p>				
<p>Extra ideas</p> <p>Mathletics Play 'maths fishing' on Top Marks website https://mathsframe.co.uk/en/resources/resource/306/Maths-Fishing-Multiplication Watch number blocks series 4 episode 11 & 12</p>	<p>How many different ways can you make 14? Write down the name of all the members of your family in order from the tallest to the shortest. You could use a tape measure.</p>					